USE & CARE

The wood is sealed for a water and weather resistant finish, although it is still recommended to be stored inside and not intentionally left in wet or humid conditions to extend the life and beauty of the game.

SWOOC GAMES

We Can Restore The Planet, Help Farmers, And Have A Blast Doing It.

They smile. We smile. #**everybody**wins

Splinter Woodworking Co. was born out of a garage in Delray Beach, FL in 2015. Originally a home woodshop, we have become one of the fastest-growing game companies in the US. Our passion for new games and designs led us to expand from wooden games to awesome games of any material.

Now known as SWOOC, we deliver original designs, premium quality, award-winning customer service, and our commitment to giving back. Play with us today and see the SWOOC difference!

SWOOC GAMES

SHOTS!

GIANT TOWER PARTY GAME

AGES 21+ | 2-8 PLAYERS

INCLUDES

14 SHOT BLOCKS

6 DOUBLE SHOT BLOCKS

40 COMMAND BLOCKS

1 CARRY BAG

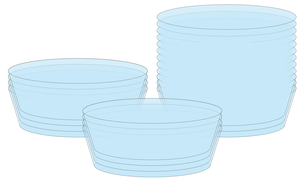

104 DISPOSABLE SHOT CUPS WITH LIDS

SETTING UP THE GAME:

STEP 1

Fill 20 Shot Cups with gelatin and place inside the 20 shot blocks.



STEP 2

Build a 3x3 tower.

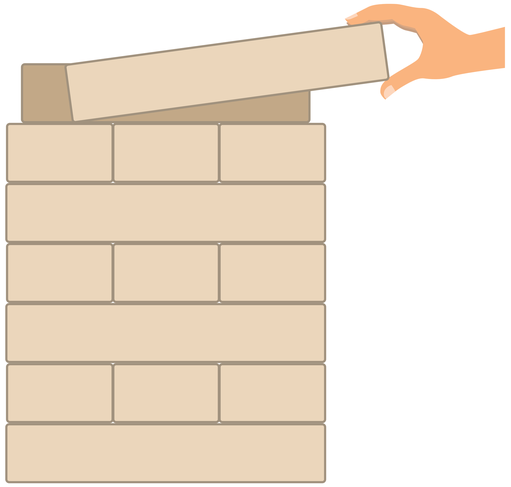

HOW TO PLAY

Youngest player (over 21) goes first, and play continues in a clockwise direction. Players take turns removing a single block from the tower from anywhere below the highest completed story.

Once a block is removed, the player must complete the command on the block and then immediately place the block on the top of the tower. Players must complete the top story of the tower before adding additional rows.

Players may only use one hand to remove the block. Blocks may be tested to see how tightly or loosely they are lodged prior to attempting to remove the block. The player does not have to remove the block or blocks they touch while testing. However, a jarred block must be returned to its original position if the player chooses not to remove it.

A player's turn ends 10 seconds after they have placed their block on top of the tower, or when the next player touches a block. If the tower falls, the game is over.

WINNING

The last player to successfully place a block on top of the tower before it falls is the winner. Whoever knocks the tower over has the privilege of setting up the next round. Winner goes first in the next game.

BONUS GELATIN SHOT RECIPES

Warning:
The following recipes contain alcohol. Alcohol consumption is not required, and the following recipes are for entertainment purposes only. If consuming alcohol, please do so responsibly.

PINK STARBURST

1 (3 oz.) package Pink Starburst Jello
1 cup boiling water
½ cup Pink Whitney Vodka – or plain vodka
½ cup cool water

BLUE HAWAIIAN

1 (3 oz.) package Berry Blue Jello mix
½ cup boiling water
¾ cup coconut rum (such a Malibu)
½ cup pineapple juice
¼ cup Blue Curacao

BASIC B*TCH

1 (3 oz) package of any flavor Jello
1 cup boiling water
½ cup cold water
½ cup vodka

INSTRUCTIONS

1. Combine Jello mix and boiling water. Stir until the Jello mix is fully dissolved.
2. Stir in all other ingredients. Cool for 20 minutes at room temperature.
3. Pour into containers and refrigerate until set, about 2 hours (or overnight).

Disclaimer
By purchasing this game, you release Splinter Woodworking Inc. from any and all liability related to or stemming from any gameplay, including from any action, inaction, or use of the game by any player, and you and all players further release Splinter Woodworking Inc. from any claims or actions of any kind resulting from any gameplay. You further acknowledge that if consuming alcoholic beverages when playing this game, that you are at least 21 years of age and that you will play responsibly. Alcohol consumption is not required.